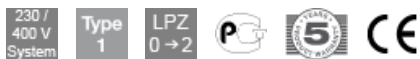
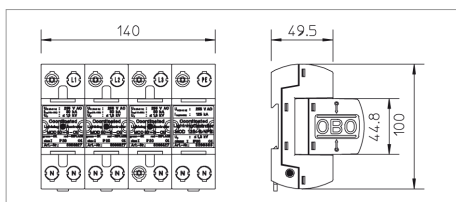


Technical data sheet

Combination arrester, 3-pole + NPE with function display



Combination arrester set, 4-pole, with visual function display, for use in TN-S and TT networks:

Completely pre-terminated and ready for connection, consisting of:
 MCD 50-B-OS: Coordinated lightning current arrester, Type 1 (Class B) to EN 61643-11. For interface 0 to 2 (LPZ) according to lightning protection zone concept to IEC 61312-1 and DIN VDE 0185-305.
 MCD 125-B/NPE: Coordinated N-PE spark gap, Type 1 (Class B) to EN 61643-11 for use in TN-S and TT systems. For interface 0 to 1 in accordance with lightning protection zone concept to IEC 61312-1 and/or DIN VDE 0185-305.

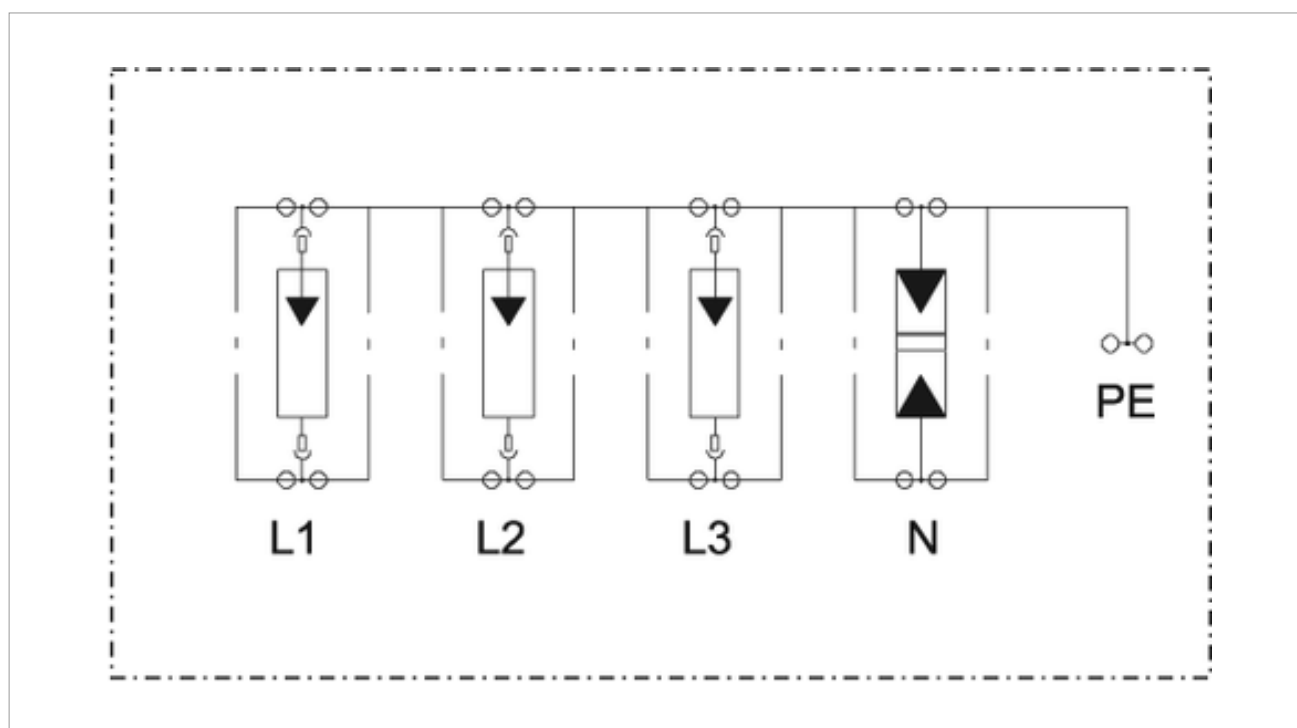
- Arresting capacity 50 kA 10/350 μ s per pole
- Power consumption • Protection level • Line follow current quenching 25 kA I_{peak}
- Incl. plug caps for identifying the connections
- Encapsulated, non-extinguishing spark gap
- Can be used in standard distributor housings.

Application example: Compact surge protection concepts and installations of requirement class B+C arrestors in a distributor without decoupling inductances and/or line lengths, e.g. direct on mobile radio system.

Type	Max. continuous operating voltage V	Version	Pack. pcs	Weight kg/100 pcs.	Art.-No.
MCD 50-B 3+1-OS	255	3 + NPE	1	172.000	5096836

/pc.

Connection-/Circuit diagram



Article number				5096836
Nominal voltage	U_N	V	230	
SPD to EN 61643-11				Type 1
SPD to IEC 61643-11				class I
Lightning protection Zone LPZ				0→2
Impulse discharge current (10/350)	I_{imp}	kA	50	
Total discharge current (10/350)	$I_{Total\ 8/20}$	kA	125	
Nominal discharge current (8/20)	I_n	kA	50	
Arrestor surge current (8/20) [total]	$I_{Total\ 8/20}$	kA	125	
Voltage protection level	U_p	kV	1,3	
Response time	t_A	ns	<100	
Follow current interrupt rating	I_{fi}	kA	25	
Maximum back-up fuse			A	500
Temperature range	ϑ	°C	-40 - +85	
Division unit TE (17.5 mm)				8
Connection cross-section, rigid			mm ²	10 - 50
Connection cross-section, multi-wire			mm ²	10 - 35
Connection cross-section, flexible			mm ²	10 - 25

Legend



230/400 V system



Protection device to DIN EN 61643-11 or IEC 61643-11



Transition from LPZ 0 to LPZ 2



Russia, GOST The State Committee for Standards



5-year warranty



Communautés Européennes, EC declaration of conformity according to EC directives